

2200 Series



Appreciate All the
Comforts of Your Home
with a Premium Vinyl
Sliding Patio Door


2200 Series Sliding Patio Door Features

Standard Features

- Integral nailing fin on jambs and head
- Steel reinforced vertical panel
- Fully assembled, fusion welded frame, ready to install
- Two Easy Glide tandem ball bearing rollers on the moving panel
- Stainless steel track for tandem rollers
- Dual position kick/vent lock
- Deluxe handle color matched to frame - White enamel with standard key lock
- Heavy duty sliding screen
- 7/8" tempered insulating glass
- Fusion welded sash panels
- The low rise sill is designed to minimize tripping and keeps water out.

Optional Features

- Multi-point locking system
- Tempered high performance Low-E
- Stainless steel rollers
- Brass coated locking handle
- Contour (Euro) or Colonial Grids
- Blinds Between Glass (5, 6 and 9')



Vinyl threshold cover



Standard tandem rollers on stainless steel track



Security kick lock




Optional SDL Grids.



Colonial Grids

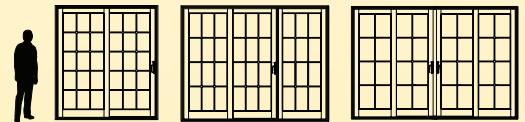


Contour Grids



True 3 and 4 Panel Doors:


- Standard widths are 5', 6', 8', 9' (3 panel)
12' (3 and 4 panel) and 16' (4 panel)
- Standard height is 79.5"



2200 Series Sliding Patio Door Finish Options

HARDWARE STYLE & FINISH OPTIONS:

The elegant hardware style of the 2200 Patio Door Collection handles are available in 4 optional finishes and standard white to enhance any style architecture.



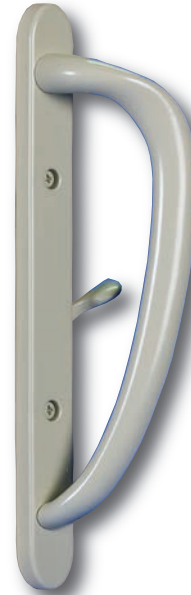
Satin Nickel Finish



Oil Rubbed Bronze Finish



Bright Brass Finish



Tan Finish



Crème White Finish

Standard Hardware Design



Tan Finish
Standard



Crème White Finish
Standard

Standard and Optional Hardware Finishes



Crème White
Standard



Tan
Standard




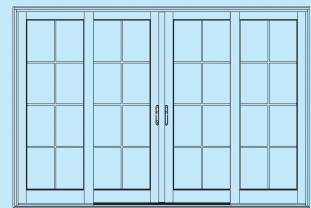

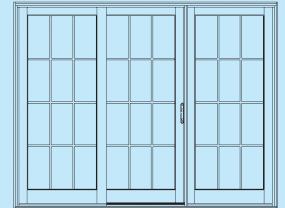

Satin Nickel
Optional



Bright Brass
Optional



Oil Rubbed
Bronze
Optional



Standard Solid Vinyl Colors



Tan



Crème White

Optional Interior/Exterior Laminates


- Bronze/Cocoa Exterior available on Crème White Interior (only)
- Oak/Cherry Interior available on Crème White or Tan Exterior (only)




Bronze



Cocoa



Oak



Cherry

Printed color will vary slightly from actual color. Always refer to actual color samples before making color selections.


2200 Series Sliding Patio Doors

Duralite™

To ensure your home will be comfortable during the intense heat of summer and the frigid winds of winter upgrade your new windows and doors to our high performance glass package with Duralite™.

Duralite™ Spacer System

- Lowest conductivity warm edge spacer
- Improved condensation resistance
- Superior argon gas retention
- Unique patented design
- Exceeds ENERGY STAR requirements



Glass Packages

Insulating glass maintains comfort, saves energy, and reduces outside noise. The 2200 Series Patio Door insulating glass is made with the following high quality elements.

- Standard Double Strength Glass
- Standard Tempered Safety Glass
- Optional Low E Glass with Argon gas

Superior Energy Savings Performance with 2200 Series

Low-E² Glass

U-Factor

0.26

Visible

Transmittance

0.46

Solar Heat Gain

Coefficient

0.25

Condensation

Resistance

61

Low-E³ Glass

U-Factor

0.26

Visible

Transmittance

0.44

Solar Heat Gain

Coefficient

0.19

Condensation

Resistance

61

Comfort

Choosing windows for your home requires consideration of the light and ventilation desired; both the interior and exterior appearance; the ease with which you can maintain, clean and use everyday; plus their energy performance and sound protection. The 2200 Series Patio Door can satisfy all of these requirements but, most of all our windows are designed and built to enhance the comfort and value that you associate with your home.

Value

The 2200 Series Patio Door represents state of the art design in window systems, among the most advanced in the industry. We offer styles and options to fit any architectural requirements – both contemporary and classic. We build to a quality level achieved from years of experience and back it with our Lifetime Limited Warranty.



WINDOWS AND DOORS, INC.
Manufacturers of Quality Products

A member of the Earthwise Group



earthwise
WINDOWS & DOORS



www.slocombwindows.com

Authorized Distributor: